

Nutrient element functions in vegetable crops

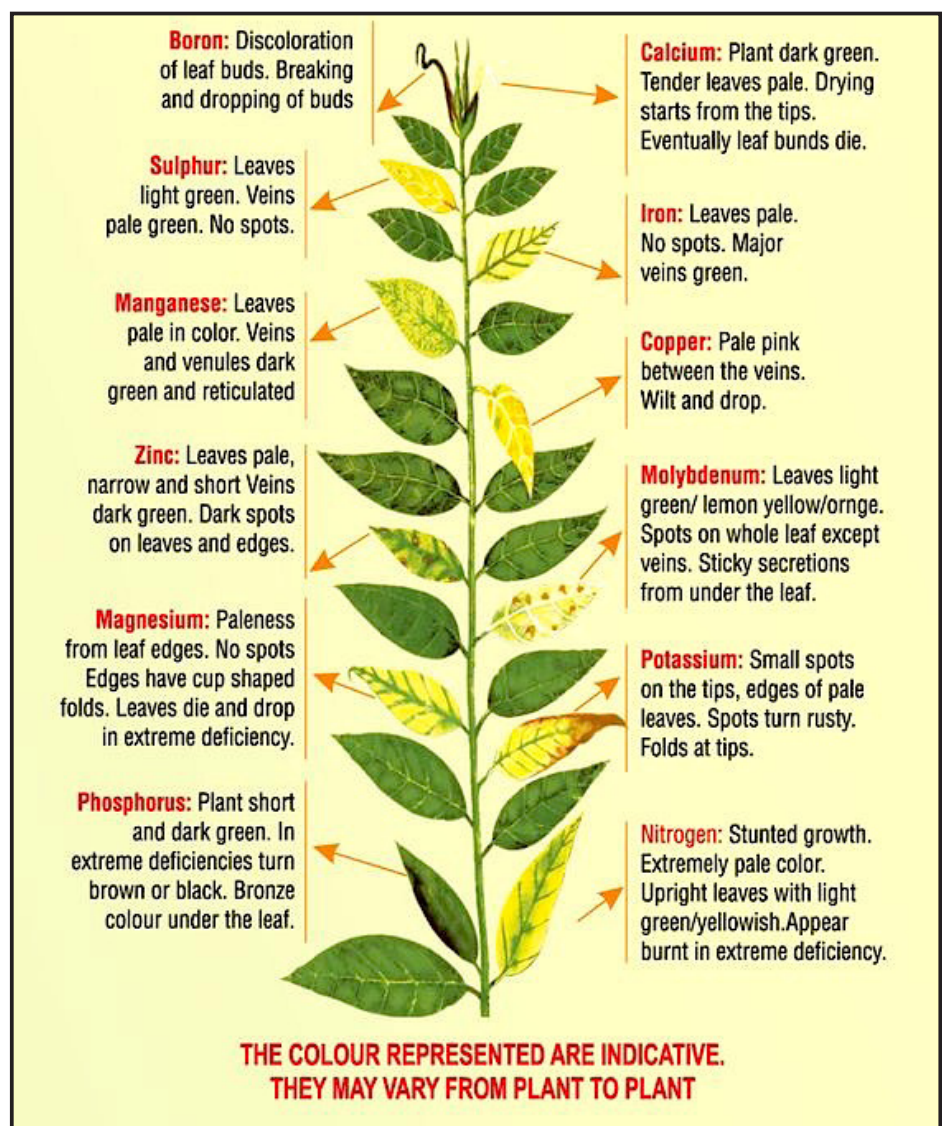
Plant nutrients are commonly split into two categories:

- Major elements (macronutrients) that are required in relatively large quantities by plants, and
- Trace elements (micronutrients) that are essential for plant growth, but are only required in small amounts.

All elements must be available in a form that is useable by the plant, and in balanced concentrations that allow optimum plant growth.

Each of the necessary nutrients in plant growth has a different function in supporting the growth and performance of the plant.

Nutrients also behave differently in plants, they can cause different symptoms when deficient or available in excess. They also enter plants through different mechanisms. The roots of plants do not grow in search of nutrients; rather they rely on “encountering” available nutrients in the soil and absorbing them to develop new root tissue. There are three main mechanisms in which they achieve this.

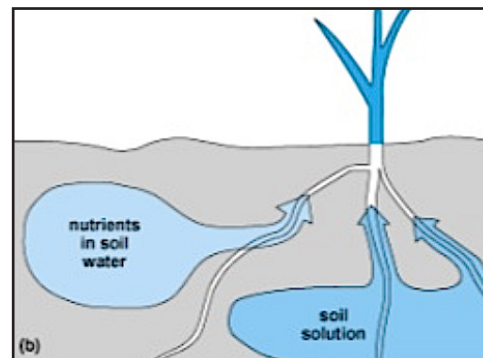


Visual symptoms of nutrient disorders
(Source: University of Arizona Cooperative Extension)

Nutrient element functions in vegetable crops

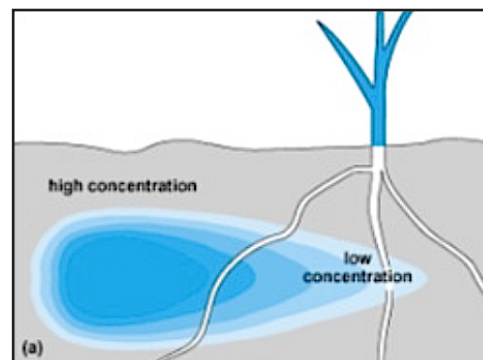
Mass Flow

Mass Flow involves the movement of nutrients dissolved in water into a plant as the plant absorbs it. Some of the water is used by the plant and the rest is leaving plant surfaces via transpiration. Transpiration creates a suction effect, which pulls the water from within the soil pores, carrying nutrients, to come into contact with the plant roots to enable absorption. Calcium (Ca), Boron (B), Magnesium (Mg) and negatively charged molecules like nitrate (NO_3^-) move via mass flow.



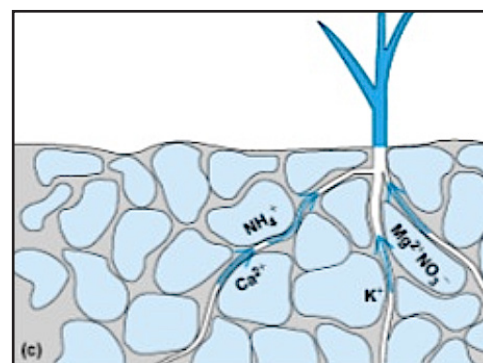
Diffusion

Diffusion is the slow movement of nutrients to the surface of plant roots in response to a gradient in concentration. For instance, nutrient uptake causes a low concentration in the soil that surrounds roots so that nutrients from zones with higher concentration move to the root surface to create an even concentration. However, plant roots will take up the nutrients and maintain a concentration gradient and therefore diffusion keeps going. Potassium (K) mainly moves via diffusion.



Root interception

Root interception occurs when a growing root comes into contact with soil minerals or organic matter, which hold nutrients. The root is then able to absorb the nutrients. Most of the Phosphorus (P) reaches roots via interception.



(Source: Actlabs Agriculture)

Nutrient uptake

Nutrient uptake can happen either passively, with no energy required as a nutrient enters with water, or actively where the nutrient is moved into the root by a "carrier" molecule or ion and uses energy in the process.

Oxygen (O_2) and carbon from carbon dioxide (CO_2), taken up through leaves from the air and or water and hydrogen (H) are the main building blocks of plants, contributing about 48%, 42%, and 6% respectively to the dry matter content of plants. All other nutrients make up the remaining 4% with Nitrogen (N) and Potassium (K) being the greatest contributors with about 1.4 -2% and 1-1.5% respectively. Calcium contributes about 0.5% to the dry matter content; Magnesium (Mg) and Phosphorus (P) provide 0.2% each and Sulphur 1%.

The following table present a summary of the major and trace elements and their relationship to crop performance.

Nutrient element functions in vegetable crops

Major Elements

| NUTRIENT | MAIN FUNCTION | MOBILITY IN PLANT | MAIN UPTAKE MECHANISM & (UPTAKE FORM) | POTENTIAL UPTAKE INTERFERENCE OR PROBLEMS | DEFICIENCY SYMPTOMS | EXCESS SYMPTOMS |
|----------------|--|---|--|---|--|--|
| Nitrogen (N) | Protein synthesis N is the main building block of proteins/enzymes and is a key component in chlorophyll (which converts sunlight into energy); it has a major effect on growth & quality | High Transferred to younger plant parts when required resulting in deficiency symptoms on older leaves | Mass flow (NO ₃ and NH ₄) | Losses may occur due to NO ₃ leaching – particularly on light & sandy soils, denitrification, N immobilisation or fixation of NH ₄ in clay minerals | Low vigour and yield, delayed maturity and stunted growth. Yellowing of older leaves | Blue green, large, soft foliage, disease susceptibility, lodging, may lead to relative low K, relatively small root system |
| Phosphorus (P) | Necessary for proper cell division and the formation of new cells. Energy transfer (early root growth, fruit and seed set) | High Transferred to younger plant parts when required resulting in deficiency symptoms on older leaves | Diffusion (very slow) Root interception (HPO ₄ , H ₂ PO ₄) | Poor root system reduces uptake potential. High Ca, Fe or Al concentration in soil (high or low pH respectively) | Poor seedling establishment, root development and fruit and seed set, stunted growth, purple discolouration of older leaves | Not found to be a problem |
| Potassium (K) | Carbohydrate (starch & sugars) and protein synthesis, water balance control (root intake, loss through stomata), electrical balance | Mobile Deficiency symptoms on older leaves | Diffusion, some mass flow | Competing with other cations (Mg, Na, Ca or NH ₄), fixation of K in clay minerals | Yellowing of margins and tips of older leaves, progressing to white-brownish spots and then 'scorching' (necrosis) of leaf margins | Ca or Mg deficiency possible, may reduce sugar and starch in root crops |
| Calcium (Ca) | Component of structural organs, protein synthesis, ion uptake Necessary for proper functioning of growing points, particularly root tips | No relocation within the plant, moves only with transpiration Foliar application may be necessary, if transpiration is inhibited | Root interception, some mass flow (Ca) | Other cations (K, Mg), Ca leaching in acid soils, inhibition of transpiration (high humidity, dry soil, heat) | Pre-mature dropping of buds and blossoms, bending of tips, brown spotting (apples, celery), blossom end rot in tomatoes, young leaves and growing point affected first | Induced Fe deficiency, also B, Mn, Zn, Competes with Mg and K uptake |
| Magnesium (Mg) | Involved in photosynthesis, protein synthesis, energy transfer | Relatively mobile Symptoms observed on older leaves | Mainly mass flow, also root interception (Mg) | Other cations (K, Ca) | Interveinal chlorosis/ yellowing, mottling, green veins, orange, red or purple discolouration possible, leaves may curl at margins | Ca or Mn deficiency possible |
| Sulphur (S) | Chlorophyll production, constituent of several amino acids which are essential for proteins | Relatively low mobility, symptoms spreading to entire plant | Mass flow (SO ₄) | Other anions (nitrate, chloride) may be taken up in preference if available at high levels | Similar to N deficiency but first in young tissue: light green to yellowish leaves with lighter coloured veins | Only in form of SO ₂ gas emission near industry |

Nutrient element functions in vegetable crops

Trace Elements

| NUTRIENT | MAIN FUNCTION | MOBILITY IN PLANT | MAIN UPTAKE MECHANISM & (UPTAKE FORM) | POTENTIAL UPTAKE INTERFERENCE OR PROBLEMS | DEFICIENCY SYMPTOMS | EXCESS SYMPTOMS |
|-----------------|---|--|---|---|--|--|
| Boron (B) | Carbohydrate, starch and sugar metabolism, needed for flowering and pollination, critical component within young growing points (meristematic tissue) | Immobile - moves only with transpiration. Symptoms appear on younger plant parts | Mass flow (as BO_4) | High pH Inhibition of transpiration reduces uptake (high humidity, dry soil, heat) | Black/brown heart in leafy plants, cracking and deformation of roots or stalks (corky tissue), hollow stems, die back of twigs, dead buds, poor flowering, fruit set | Narrow margin between sufficiency and toxicity – necrotic spots with yellow margin, may be induced by salinity |
| Copper (Cu) | Constituent of proteins, energy transfer, helps regulate water movement | Relatively low. Symptoms most obvious in younger leaves | Mass flow (Cu) | High pH, high Mn levels or other trace metals | Plants look bleached and stunted, tip burn in cereals, dieback of leaves in vegetables, die back of twigs in citrus, mottled leaves | Fe deficiency |
| Iron (Fe) | Required for photosynthesis, respiration and chlorophyll production. Involved in the conversion of nitrate to ammonia | Immobile. Symptoms on younger leaves first | Mass flow, diffusion, some root interception (Fe) | High pH (>7), high Ca level, concentration, high Mn levels or other trace metals, esp. Cu | Interveinal chlorosis, leaves become whitish, veins remain green, could be confused with Mg deficiency | Can look like P deficiency |
| Manganese (Mn) | Essential for chlorophyll production and photosynthesis. Regulation of carbohydrate metabolism and energy transfer | Medium mobility. Symptoms appear over entire plant | Mass flow, some root interception (MnO) | High pH, cold wet periods | Chlorosis, may display lots of small, black/brown spots | Bark substrates may contain excess Mn, spotting or necrosis along leaf margins, leaves roll up |
| Molybdenum (Mo) | Essential for N assimilation, important in legumes for rhizobia function | Low mobility. Symptoms appear first on young leaves | Mass flow, some root interception | Low pH | Legumes show N-deficiency symptoms, brassicas produce long, narrow, deformed leaves, also typical – chlorosis and upward curling of leaf margin | Chlorotic young leaves, purple in tomatoes, stunted growth, thick leaves, moribund buds |
| Zinc (Zn) | Carbohydrate metabolism and enzyme activation (similar to Mn) | Reasonably mobile. Symptoms appear particularly in older leaves | Mass flow, diffusion, root interception | High pH, high Mn levels or other trace metals | Interveinal chlorosis, stunted, stiff, 'bleached' appearance, rosetting in fruit trees (bare twigs with leaf clusters at the end), tip burn in cereals | Similar to Fe and Mn deficiency |